




MŠ WONDERLAND

SUMMER PROGRAM



2024



1st week

(8.7. - 12.7.2024)



GRUFFALO AND HIS FRIENDS

Have you ever heard of the Gruffalo? There is probably no one in our preschool who doesn't know the story of how a little mouse fools Gruffalo. With cleverness and wit, he saves his life.

But the amazing author Julia Donaldson has not only created the Gruffalo, but many other wonderful fairy tale books with incredible stories. It is her beautiful and fun books that will guide us throughout this week. After Monday's adventure with the Gruffalo, on Tuesday we'll be squeezing into a little house with Grandma and her animals from the story *Squash and a Squeeze*.

On Wednesday, we'll head to the movies with the kids. After the cinema, we will go to a mysterious jungle where we will help a little monkey find his mummy. On Friday, the children will have flying lessons with the witch from the story *Room on the Broom* and of course other witch activities.



MONDAY

Activities:

It's time to introduce the Gruffalo, the big monster that eventually gets scared of the little mouse. First thing, in the morning, the children will have to look for all the pieces of the puzzle hidden in the classroom, which will tell them what, or rather who, their first day will be about. The children will try to navigate their way through the forest over all sorts of obstacles to retrace Gruffalo's steps. Hopefully, we won't get stuck in a swamp anywhere.



Art project:



In the morning, everyone will make their own Gruffalo from cardboard and other recycled materials. In the afternoon, we will make a headband inspired by Gruffalo's book. Children will have a choice of a Gruffalo headband or one with the animals that appeared in the story.

TUESDAY

Activities:


Today we have the book *Squash and a Squeeze*. Together we will read a bit of the story and think about what other animals the old lady could keep in her backyard. We'll remember what sounds they make and sing the Moo cow, moo cow song. Then we will play a game called "I am looking for my friends".

Architect game

We'll work together to design houses made of blocks for the old lady and her animals, so they no longer have to live in a cramped space.

Art project:

In the afternoon, we will take a closer look at the story. We'll make a cow from a paper plate and then try to milk it in the garden.



WEDNESDAY



Trip:

Today, we're taking a little break to go to the cinema and watch a fairy tale.

This afternoon, we'll have a fairy tale quiz followed by a Julia Donaldson memory game. In the garden, we'll play a team game called "Bring Water to the Animals". We'll also review the game "I Am Looking for My Friend" and end our day with a Czech game called "Cukr, Káva, Limonáda". Since it's going to be a hot afternoon, we'll stick with water and let the kids try their hand at water painting outside in the garden.


THURSDAY

Activities:

In the book "Monkey Puzzle", a young monkey sets out to search for his mother and along the way, he meets various animals in the jungle who offer to help him. However, the search becomes complicated as not all the babies look like their parents, particularly the monkeys. To solve this mystery and match the babies with their correct parents, we will need to call out to them using the animal song "Moo Cow Moo Cows". Additionally, we will be painting a little monkey to add to the fun and excitement of it all. Are you ready to join us on this adventure?

Art project:

One of the babies in the book was a butterfly, so we'll make a puzzle after lunch to discover how butterfly babies look.





FRIDAY

Activities:

The grand finale of the week promises to be an enchanting experience. Our instructor, a witch, will teach us how to fly a broomstick. The flight school will be open to everyone, and we hope that all participants will complete the broomstick flying course successfully and without any injuries. Can you execute a reverse on a broomstick? Can you handle sharp turns, uphill and downhill flying? I can already sense that you will all perform splendidly. Upon completing the course, every participant will receive a broomstick flying license on which they will have to draw their portrait.

Art project:

After flying on a broom, witches' hair becomes very messy and difficult to brush. You'll see for yourself.

We're not just going to stop at combing witches' hair. We will also make a whole witch flying on a broom out of paper as flying on a broom.

We hope that everyone will enjoy this week full of magical experiences. Fire up the brooms and let's go.



2nd week

(15.-19.7. 2024)

THE FROZEN

Have you watched the enchanting fairy tale movie Frozen? This week, we will be accompanied by characters from this beloved story. We will encounter Princesses Elsa and Anna, enjoy the company of the lovable snowman Olaf, who ironically prefers summer, the very season when this event will take place. We will also meet Christoff and Sven, as well as their friends, the Forest Trolls. Get ready for a fun-filled week inspired by the magical world of Frozen!



MONDAY

Activities:

We will be visiting the town of Arendelle and meeting the main characters of the fairy tale story - Elsa, Anna, Kristoff, and Sven. We'll be listening to and singing songs from the fairy tale "Frozen" and playing the game "Freeze Tag".

Art project:

In the morning, the town of Arendelle will be covered in snow and frost, allowing us to create an ice kingdom.

In the afternoon, we will craft paper icicles and snowflakes to create a winter atmosphere.



TUESDAY

Activities:

Elza will start showcasing her magical abilities on Tuesday at the preschool. She plans to bring Olaf, a friendly snowman, along with her. However, we will have to search for him first. After we find him, we will play a fun snowman game with him and sing his favorite song, "Summer."

Art project:

In the morning, the children will make and paint a snowman Olaf.

In the afternoon, they will make a snow crown like the one needed to rule the ice kingdom.



WEDNESDAY

Trip:

On Wednesday, we will take a nature walk in Kunratice Forest where we will encounter forest trolls. At the end of the trip, we will be treated to frosty ice cream.



THURSDAY

Activities: :

Sven will take us through Thursday at the preschool, showing us what all reindeer look like, where his reindeer friends live, what they eat, and what their favorite games are.

Art project:

In the morning, we will create Sven the reindeer with the children to take home later.

In the afternoon, we will then create a reindeer headband and turn ourselves into reindeer for the afternoon.



FRIDAY



Activities: :

During the last day of this adventurous week, we will be treated to a spectacular castle festival and winter fun. With Elsa, Anna, Christoff, Sven, and Olaf, we will dance, play our favorite games, and sing songs from the fairy tale The Frozen for the last time.

Art project:

During the morning, we will make our ice castle together.

In the afternoon, we will make a souvenir snowman.



3rd week

(22. 7. – 26.7. 2024)




GEMS OF THE WORLD

When thinking about gems, one may wonder where they come from, the significance of each gem, their medicinal uses, and how they are made. This week, the children will learn about each of these pieces of information in a fun and unique way! There will be a week-long experiment where children will create gems, take a fun trip to the national museum where we will look at all different types of gems and jewelry, and create crown jewels. There are many gems of the world with different and unique properties, just like children, so this week we will be highlighting these differences in a beautiful way through the world of gems.

Song of the week:

<https://www.youtube.com/watch?v=KiJqPeiJolc>

:



Poem of the week:




Little Gemstones

Ruby likes to dance,
Emerald waters plants,
Sapphire is queen,
Diamond is math machine
Amethyst rides ponies
Pearl is the master of ceremonies!
Theses gems are cool like me and you!



MONDAY



Activities:

Today we will discuss different gems found around the world such as Diamonds, Emeralds, Rubies, Amythest, and Topaz. We will learn about where each gem comes from, create gems with a science experiment that will end on Friday of the week, and then at the end of the day we will create geodes using salt and paint.



TUESDAY

Activities:

Today we will discuss how gems are used in royal crown jewels and what these pieces mean in today's world. We will look at the royal crown jewels of England, Czech Republic, Germany, and France.



Art project:

We will create crown jewels, becoming kings and queens of the school! We will also work on royal staff in the afternoon to finish off our royal outfits.

WEDNESDAY

Trip:

Today we will be going on a trip to the National Museum to look at the gem collection and the different jewelry on display. Here we will see new gems, gems we have talked about in class, and pieces of jewelry discussed.

Art project:

After the trip, we will have a gem-matching project. During the trip, the ones at the school will be creating a gem kaleidoscope.



THURSDAY

Activities:

Today we will become geologists and go searching for gems. We will learn about how gems are formed and their different properties. We will use sensory boxes to find different gems as well as gemstone evacuation digging. The kids will use their hands and small hammers to dig out the different gems, working as a team!

Art project:

In the afternoon, kids will create dissolving rocks with different gems inside to take home and surprise parents!



FRIDAY

Activities:

On Friday we will finish up the week talking about the uses of gems- how the ancients used gems, how some people use gems today medicinally and holistically.

Art project:

Egyptian collars in discussion with our learning from the morning. We will also take home our finished crystal experiment from Monday.



4th week

(29.7. – 2.8. 2024)



THEATRE WEEK

Beautiful costumes, unforgettable music, and magical acting performances of our children. All of this will be waiting for us this week! We will take a closer look at life in the theatre with the children. Every day we look at a different kind of art – Dancing, singing, acting, and painting. On Monday we will open the door to distinctive acting and try to act out a scene ourselves. On Tuesday it will be slightly more serious. We will see what the life of dancers looks like and let ourselves be carried away by beautiful classical music. Everything is best absorbed when we experience it ourselves, so we go to the theater on Wednesday!

Poem of the week:

Malovaná pohádka
Od MONDAY do pátku.
Budu kreslit pohádku.
Koho do ní namaluju,
Aby byla v pořádku?
Princeznu a Babu Jagu?
Draka, co má dračí spády?
Honzu nebo loupežníky?
Sebe a své kamarády?
Od pondělí do pátku,
Budu kreslit pohádku.
Potom vám ji celou povím,
Umím jí i pozpátku.

Song of the week:

Když jsi šťastný




MONDAY

Activities:

In our first artistic class, we will be discussing acting. We'll learn about the roles of actors, the genres they play, and the places where we can watch them perform. After that, we will have some fun by reenacting the story "The Great Beetroot." We will act out a scene where we pull beets, but first, we need the right masks to get into character. So, we will create masks of dogs, cats, or mice.

Art project:

In the morning, children will make masks based on the story "The Great Beetroot". In the afternoon, children will try their hand at pantomime and fill in a worksheet inspired by the story "Red Riding Hood".



TUESDAY

Activities:

On the second day, we will dance gracefully. We will play a game where we will blindly try to guess what ballet object we are holding in our hands and thus get acquainted with all the necessities that dancers need. We will look at a piece of Swan Lake and dance to beautiful classical music.

Art project:

In the morning, children will make a ballerina or dancer. They will choose a fabric they like and create a beautiful costume for the characters. In the afternoon, we will make a swan.





WEDNESDAY

Trip:

In the middle of the week, we will relax a bit and go to see a theater performance at the Minor Theater. We will then talk about the trip and share our experiences and feelings.



Art project:

In the afternoon we will make puppets! Children will have a choice of two animals.

THURSDAY

Activities:

Thursday will belong to the opera! Children will find out what opera is and what such a performance looks like. Together, they will present a performance of "Hansel and Gretel", which they will then try to sing and act out themselves.

Art project:

Let's take a look at what an opera poster looks like and try to make one. In the afternoon we will get to know the Sydney Opera House and make it out of paper plates





FRIDAY

Activities:

There are a lot of beautiful things that can captivate us in the theatre. Some of them are spectacular paintings, scenery, and curtains. That's why we're going to focus on well-known works of art on this day. We'll become painters for a moment and unconventionally create beautiful paintings

Art project:

In the morning, we will try to paint well-known paintings. In the afternoon, we will let our imagination and fantasy take over and make works of art with the help of various tools!



5th week

(5.8 – 9.8. 2024)



IT'S ALL ABOUT CHOCOLATE!

This week we will dive into the fascinating world of chocolate. We will explore the entire process of how chocolate is grown, its origins, and how it transforms into the delectable taste we all love. We will indulge in the rich aroma, texture, and flavor of various chocolate types. A visit to the Choco-Story Museum will give us an opportunity to discover the chocolate world and even create chocolate bars. Throughout the week, we will make chocolate milk, bake chocolate chip cookies, unleash our creativity with Charlie and The Chocolate Factory-inspired crafts, and more. By the end of the week, children will have a comprehensive understanding of chocolate, its origin, and how it is celebrated worldwide.

MONDAY



Activities:

On Monday, we have an exciting plan to introduce the topic of chocolate to the students. To make it more interactive, we'll ask each class to guess the topic by examining the cocoa bean. After that, the students will learn about the process of making chocolate by using sequencing cards. We also have an interesting, animated video that will provide them with a better understanding of how chocolate is made.

Art project:

Today, we'll prepare chocolate milk, and the students will get to create paper chocolate popsicles like the one shown below. With this fun and informative approach, we hope to make learning about chocolate an enjoyable experience for the students.



TUESDAY

Activities:

Today's class will be an interactive and fun learning experience as we explore the different types of chocolate. Students will have the opportunity to guess different types of chocolates. Students will close their eyes and identify the chocolate they taste. We will have dark, milk, and white chocolate for tastings. In addition, we will discuss the different sensations of tasting chocolate, such as its smell, texture, and flavor

Art project:

Finally, we will end the class by creating hot cocoa mugs, and in the afternoon, we will create chocolate paper bars with wrappers.



WEDNESDAY

Trip:

Choco- Story Musuem

Today, we have an exciting plan to visit the Choco-Story Museum. It will be a fun-filled learning experience as we will witness the evolution of chocolate and its impact on the world. The museum tour will be followed by a workshop where professional chocolatiers will guide the students to create their very own chocolate bar. For those who are not joining us, students will review sequencing cards and indulge in morning crafts where they will create pretend chocolate cupcakes using brown playdough.

Art project:

In the afternoon, we arranged a coloring activity to boost their creativity.



THURSDAY

Activities:

Today's agenda is centered around the theme of Charlie and the Chocolate Factory. Through the perspective of Charlie, we will explore the wonderful world of chocolate. We will begin by watching the original trailer and engaging in a discussion about the various elements that we observed, particularly the golden ticket. To make the learning experience more fun, we will play a chocolate sink or float game, where students will predict whether a candy will float or sink, and teachers will conduct a poll before conducting the experiment.

Art project:

We will also have a morning craft session where we will create Willy Wonka, and in the afternoon, we will make Wonka candy bars with a golden ticket.



FRIDAY

Activities:

Today's schedule includes a review of all the topics we have covered this week, along with a deeper dive into the different applications of chocolate. To make learning fun, we have arranged for a cocoa sensory activity where students will count cocoa and marshmallows.


Art project:

In the morning, we will bake scrumptious chocolate chip cookies that we will enjoy together during lunch. In the afternoon, we will create personalized cards for our loved ones which will include a delightful piece of chocolate.



6th week

(12.8 – 16.8. 2024)



FLOWER POWER

Hello everyone, it's time to learn about peace and love and flowers! On the theme of the 1960s we will lean into colorful craft projects about caring for our friends and expressing ourselves in coloring and artistic ways. Children will have the chance to learn a song over the course of the week with their class culminating in a “music festival” at the end of the week. We will likewise learn about nature, engaging in nature via a day in the park playing games and doing yoga. Time to hop in the van and enjoy the sunshine together!



MONDAY

Activities:

It's time to introduce the colorful world of the 1960s! Words like peace, love, flowers, music, and nature mean a lot. Peace means caring about the people around us. It means loving our friends, family, classmates, and the world we live in. Students will be introduced to this first by reading the Peace Book by Todd Parr and then by being shown images of the people who lived through the 1960s. Likewise, each class will begin learning their song for the week in preparation for our “Peace & Love” music festival at the end of the week.



THE PEACE BOOK

Art project:

In the afternoon, students will get to design their VW Vans. Using our big cardboard shell of the van students will have the change to paint it themselves using the images we've already seen earlier in the day. This includes decorating it with flowers, peace signs, hearts, and anything else that may feel uplifting and on theme.



Peace is making new friends.

TUESDAY

Activities:

Today we get to learn about a key part of the “Flower Power” style: the flowers! Students will learn about different types of flowers before engaging in our flower hunt. In the flower hunt, by group, students will be sent to collect the flowers hidden around the room. Learning to identify them by color, shape, and size along the way.

Art project:

The centerpiece for the style of the times has got to be the beautifully colorful “Tie-Dye” shirt! In the warm sunshine, we will get to pick out our colors and design and make our shirts with the help of teachers so that we have a souvenir from our wonderful week.



WEDNESDAY

Trip!

No better way to celebrate the spirit of the 1960s than to spend a day in the park. We will all embark on a picnic in Modřanská rokle. While here we can engage in activities such as doing yoga together and playing our bubble chase game, in which students must pop as many bubbles as they can.

Art project:

In the afternoon, upon returning to school, we can further decorate ourselves by making our own flower crowns. Using common classroom supplies each student will have the chance to individualize the colors and design of their crown. Maybe it will look great with our tie-dyed shirts!



THURSDAY

Activities:

As we know, music was an important part of this time in the world! We will get to play several musical games together, trying to match each other's rhythm with various percussive instruments. Who doesn't love a drum circle! Likewise, we will play a game of musical chairs set to some classic songs of the time period by artists such as The Beatles! Speaking of music, are we almost ready for our concert.

Art project:

Students will get to make their own drums to take home as well! Using tin cans, balloons, and rubber bands, children will have an instrument of their own by the end of the day.



FRIDAY

Activities:

Peace & Love Fest! In the garden, each class will get the chance to sing their song of the week with the help of their teachers. Once our music festival is concluded we will get to play games together such as hula hoop limbo (be careful not to get caught in the middle when the music stops) and our flower relay race!

Art project:

We will finish off our crafts for the week by water coloring a nature scene..




7th week

(19.8.-23.8.2024)



JURASSIC PARK



MONDAY

Activities:

On Monday, we will delve into the era of the Mesozoic and introduce who dinosaurs were. Who were dinosaurs? In what period did dinosaurs live? We will explain the difference between herbivorous and carnivorous dinosaurs. We will also learn the songs: "DO ZELÍ SI NELEZEM!" and "DINOSAURS"

<https://www.youtube.com/watch?v=W0FOZ0-VpcU>

Art project:




TUESDAY

Activities:

On Tuesday, we will showcase the most famous species of dinosaurs and learn their names. We will also contemplate what sounds they might have made and play a game of identifying sounds. Additionally, we will play new games including dinosaurs and we will learn new poems.

Art project:



WEDNESDAY

Trip Dinopark Harfa.



Art project:




THURSDAY

Activities:

On Thursday, we will play archaeologists - we will show what a dinosaur skeleton looks like and how archaeological research is conducted - in the schoolyard, we can then search for buried bones in the sand.

Art project:



FRIDAY

Activities:

We will have a class scavenger hunt! The teacher will show the students a dinosaur and the students will look for footprints. Today we are also doing something special, "Have a dinosaur Parade". Everyone will make a dinosaur and decorate it however they want. In the afternoon there will be a dinosaur parade in the backyard.

Art project:



See you soon!



WONDERLAND
ACADEMY
MATEŘSKÁ ŠKOLA